

**book**

**1**




**2014**

edycja polska











In this unit you will learn:  
1) to say your name  
2) names of family members  
(mum, dad etc.)









## WARM-UP








**Read and unscramble the words.**

Rozszyfruj ukryte słowa.

							
M	A	D	G	N	R	P	U


						




Hello!  
My name is Tommy.  
What's your name?



Hello Tommy!  
My name is Katie.



<b>my</b> <b>your</b> <b>his</b> <b>her</b> <b>what's</b> <b>a name</b>	mój, moja, moje twój, twoja, twoje jego jej jaki jest, jaka jest, jakie jest imię
<b><i>My name is ...</i></b> <b><i>Your name is ...</i></b> <b><i>His name is ...</i></b> <b><i>Her name is ...</i></b>	<i>Nazywam się ...</i> <i>Ty nazywasz się...</i> <i>On nazywa się ...</i> <i>Ona nazywa się...</i>
What's his name? What's her name? What's your name? What's my name?	<i>His name is Tommy.</i> <i>Her name is Katie.</i> <i>My name is ....</i> <i>Your name is ....</i>




family

	<b>a family</b> <b>a mum</b> <b>a dad</b> <b>this</b> <b>is</b> <b>yes</b>	rodzina mama tata ten, ta, to jest tak
<b>VISUAL</b> >	<b><i>This is a family.</i></b> <b><i>This is a mum.</i></b>	<i>To jest rodzina.</i> <i>To jest mama.</i>
	Is this a family? Is this a mum? Is this a dad?	<i>Yes, this is a family.</i> <i>Yes, this is a mum.</i> <i>Yes, this is a dad.</i>

mum

dad



daughter son



grandpa

grandma



sister

brother

	<b>a brother</b> <b>a sister</b> <b>a grandma</b> <b>a grandpa</b>	brat siostra babcia dziadek
<b>VISUAL</b> >	<b><i>This is a brother.</i></b> <b><i>This is a sister.</i></b>	<i>To jest brat.</i> <i>To jest siostra.</i>
	Is this a brother? Is this a sister? Is this her grandpa? Is this his grandma?	<i>Yes, this is a brother.</i> <i>Yes, this is a sister.</i> <i>Yes, this is her grandpa.</i> <i>Yes, this is his grandma.</i>
	<b>who</b> <b>a son</b> <b>a daughter</b>	kto syn córka
	Who is this? Who is this? Who is this?	<i>This is his son.</i> <i>This is her daughter.</i> <i>This is his mum.</i>



## SELF-CHECK

**Look and write.**

Popatrz i napisz.


Hello! My \_\_\_\_\_ is Tommy.

This is my \_\_\_\_\_.

This is my \_\_\_\_\_, Steven.

This is my \_\_\_\_\_, Martha.

This is my \_\_\_\_\_, Katie.





## HOMEWORK

### 1. Look and circle.


Popatrz i zakreśl.



- a. brother/sister
- b. dad/mum



- a. grandpa    a.mum
- b. grandma   b.grandma



- a. family
- b. grandpa

### 2. Draw one person from your family and fill in the spaces below.

Narysuj jednego z członków twojej rodziny i uzupełnij zdania.

This is my \_\_\_\_\_. His/Her name is \_\_\_\_\_.



#### REMEMBER

my – your

his – her

#### FAMILY

mum – dad

brother – sister

grandpa – grandma

son – daughter



#### LET'S PLAY

#### TOSS-A-NAME-GAME

Students stand in a circle and throw a soft object (e.g. a ball or a toy) across the circle.


Each person says his/her name when they catch an object. After a few minutes, as well as saying their name, students say the name of the person they choose to throw to.

Students cannot throw to the person beside them.

# What is your phone number?



In this unit  
you will learn:  
– how to say your  
phone number  
– birthday presents



## WARM-UP


**Look and match.**  
Popatrz i połącz.



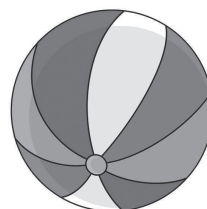
BALL



DOLL



CAR



TEDDY BEAR



**a telephone number  
double  
0 (oh)**

numer telefonu  
podwójny  
zero (przy podawaniu numeru telefonu)

**99 in a telephone number is double 9.**

What is this telephone number?

*This telephone number is ...*

What is your telephone number?


*My telephone number is ...*

What is my telephone number?

*Your telephone number is...*

Tell me this telephone number.

*This telephone number is ...*



**thirty  
forty  
fifty  
sixty**

trzydzieści  
czterdzieści  
pięćdziesiąt  
sześćdziesiąt

**What number is this?**

*It is 30.*

**Is this forty (40)?**

*Yes, it is 40.*

**How much is 30 plus 10?**

*30 plus 10 is 40 (forty).*

**seventy  
eighty  
ninety  
hundred  
or**

siedemdziesiąt  
osiemdziesiąt  
dziewięćdziesiąt  
sto  
czy/lub

**Is this seventy (70)?**

*Yes, it is seventy (70).*

**What number is this?**

*It is eighty (80).*

**Is this sixty or ninety?**

*It is sixty.*

**Follow-up: listen and circle.**

O jaką liczbę chodzi? Wysłuchaj i zakreśl.

a. 18 – 80

c. 15 – 50

e. 12 – 20

b. 17 – 70

d. 16 – 60


f. 13 – 30



a candle



a present



a birthday cake

VISUAL



**birthday**  
**a birthday cake**  
**a candle**  
**a present**

urodziny  
tort urodzinowy  
świeczka  
prezent

How many candles are there  
on a birthday cake?

*There are seven candles on a birthday cake.*

How many presents are there on the table?

*There are five presents on the table.*

Is there a birthday cake on the table?

*Yes, there is a birthday cake on the table.*

Is this a big or small birthday present?

*It is a small birthday present.*

VISUAL



**a doll**  
**a teddy bear**  
**a car**  
**a ball**

lalka  
miś pluszowy  
samochód  
piłka

Is a doll big or small?

*A doll is small.*

What colour is a teddy bear?

*A teddy bear is brown.*

Is this a car?

*Yes, it is a car.*

What shape is a ball?

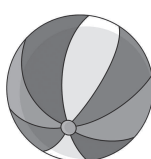
*A ball is round.*

Is this a ball or a car?

*It is a car.*



a teddy bear



a ball



a car



a doll



## SELF-CHECK

### Look and write the telephone numbers.

Napisz słownie numery telefonów.

1. 99 456 98 12

---

---

2. 11 234 567 66

---

---

3. 345 55 77 678

---

---

4. 123 56 77 890

---

---



## HOMEWORK

### 1. Look and match.

Przeczytaj i połącz.

30	20	11	15	80	100	60
TWENTY	THIRTY	ELEVEN	HUNDRED	SIXTY	FIFTEEN	EIGHTY



### 2. Look, count and write.

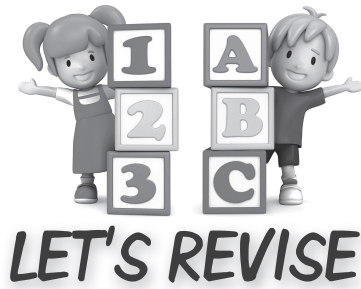
Popatrz, policz, napisz.



There are .....

.....

	There are ..... .....
	There are ..... .....



NUMBERS
thirty
forty
fifty
sixty
seventy
eighty
ninety

BIRTHDAY
a candle
a birthday cake
a present
a car
a doll
a teddy bear
a ball

### GAME: BINGO!

Students draw 6 squares on a piece of paper. In each square they write a number from 30-100. The teacher randomly names chosen numbers. If a student has a particular number, they cross it out, and wait until they hear the next word. The winner is the first pupil to cross out all the numbers, then he shouts Bingo!




# PROGRESS CHECK

## 1. Look and fill in the numbers.

Popatrz i uzupełnij liczby:

a) słownie b) cyframi

(6 pts)

a)

20 .....

60 .....

100 .....

b)

seventy .....

eleven .....

thirty .....

## 2. Write the plural forms.

Napisz liczbę mnogą.

(6 pts)

a. ball	.....	d. ruler	.....
b. computer	.....	e. book	.....
c. eraser	.....	f. doll	.....

## 3. Circle the correct word.

Zakreśl poprawne słowo.

(6 pts)

- There are **some/any** pencils on the table.
- There are not **any / some** dolls in my bedroom.
- Are there **any / some** computers on the desks?
- There are **thirteen / thirten** candles on a birthday cake.
- There are **some / any** candles on a birthday cake.
- Twenty plus ten is **thirty / thirteen**.



(4 pts)

**4. Look at the picture and decide if the sentences are true (T) or false (F).**

Popatrz i napisz czy zdania są prawdziwe czy fałszywe. Zakreśl poprawne słowo.

**T** – prawda **F** – fałsz

1. There is one teacher in the classroom.  
**T/F**
2. There are not any pupils in the classroom.  
**T/F**
3. There are some desks in the classroom.  
**T/F**
4. There are not any books on the desks.  
**T/F**

(4 pts)

**5. What is it?  
Circle the correct word.**

Co to jest?


Popatrz i zakreśl poprawne słowo



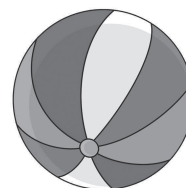
- a. teddy bear  
b. tedy bear



- a. dool  
b. doll



- a. car  
b. caar



- a. ball  
b. boll

**MY SCORE** \_\_\_\_\_ **pts**

## UNIT 1

### Hello!



**a grandpa**  
dziadek

**a grandma**  
babcia



**a family**  
rodzina



**a sister**  
siostra

**a brother**  
brat

**a mum**  
mama



**a dad**  
tata

**a daughter**  
cóрка

**a son**  
syn

<b>my</b>	mój, moja, moje
<b>your</b>	twój, twoja, twoje
<b>his</b>	jego
<b>her</b>	jej
<b>what's</b>	jaki jest, jaka jest, jakie jest
<b>a name</b>	imię
<b>this</b>	ten, ta, to
<b>is</b>	jest
<b>yes</b>	tak
<b>no</b>	nie
<b>who?</b>	kto?



## UNIT 2


### This is a bedroom



**a table**  
stół



**a chair**  
krzesło



**a sofa**  
kanapa, sofa

## UNIT 9

### What is your phone number?

**double** podwójny  
**0 (oh)** zero (przy podawaniu numeru telefonu)  
**or** czy/lub

**a telephone number**

numer telefonu



**a teddy bear**  
miś pluszowy



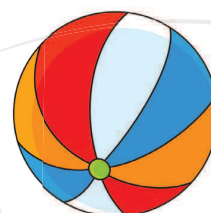
**a present**  
prezent



**a doll**  
lalka



**birthday**  
urodziny



**a ball**  
piłka



**a car**  
samochód



**a candle**  
świeczka

**a birthday cake**  
tort urodzinowy



# Happy Birthday

**30**

**thirty**  
trzydzieści

**forty**  
czterdzieści

**40**

**50**

**fifty**  
pięćdziesiąt

**sixty**  
sześćdziesiąt

**60**

**70**

**seventy**  
siedemdziesiąt

**eighty**  
osiemdziesiąt

**80**

**90**

**ninety**  
dziewięćdziesiąt

**hundred**  
sto

**100**